

TEACHER'S GUIDE FOR PRE-TEEN BIBLE STUDY



THE BIBLE STORY

What connects the whole Bible?

Join for a time travel and discover how God's love
is real through everything.

Contents

Intro	3
1. The Back Story	5
2. The Beginning	8
3. The Problem	11
4. The Plan	13
5. The Man!	15
6. The Good Life	17
7. The Final Fix	20
Blank timeline to fill in	22
Completed timeline for the teacher	23
Booklet for the participants	24

Hi!

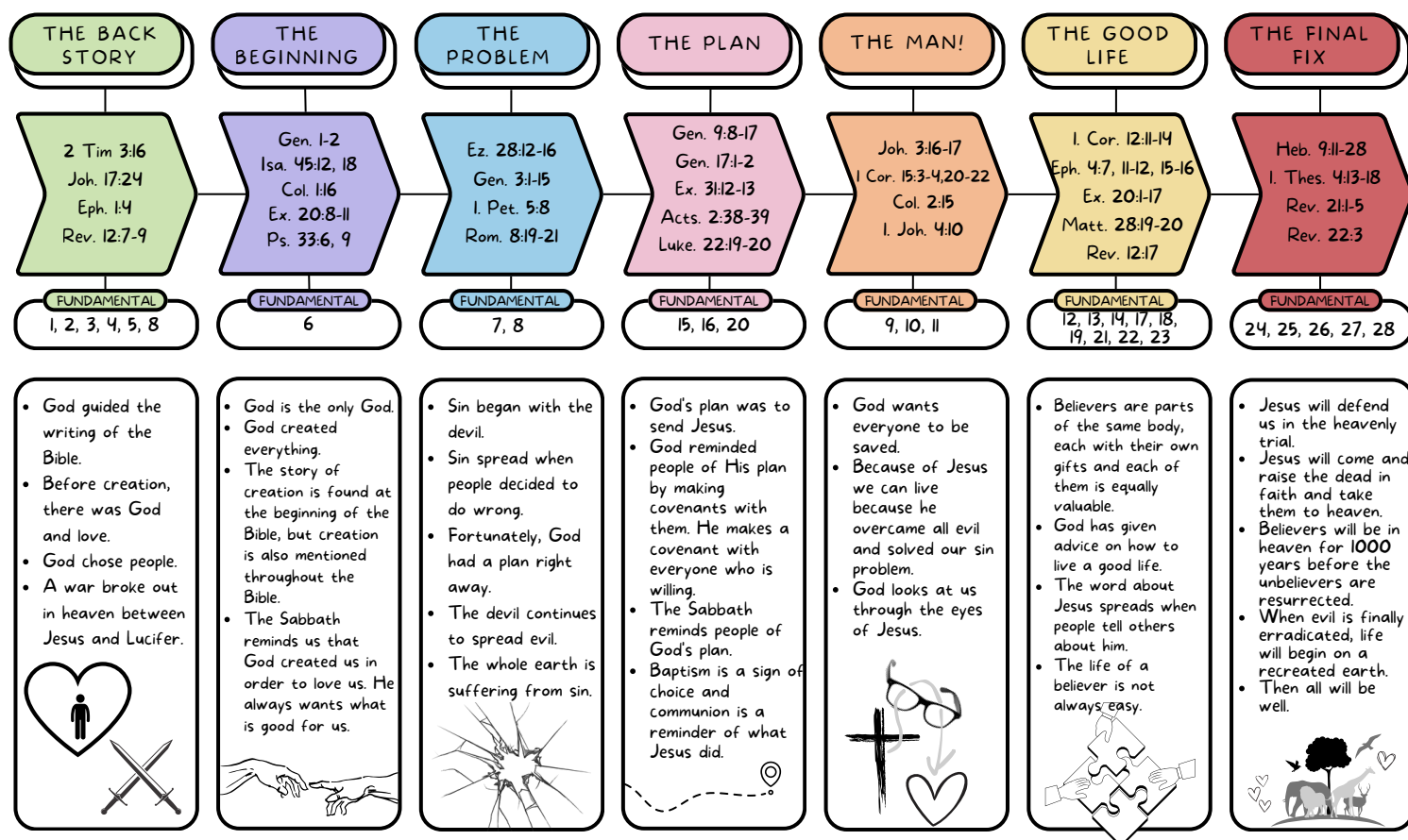
I am happy that you found this material! I have written it hoping that it could help many as they lead Bible studies. This resource is designed for pre- and early-teenagers. This Bible study material is ideal for use in baptism classes or other Bible studies.

There are seven sessions (outlined in the picture below). These seven studies aim to cover the main themes of the Biblical timeline. The material is also marked with the Seventh-day Adventist doctrines that each session covers. For additional material, you can read more about the Seventh-day Adventist Church's beliefs on its website.

I recommend that the teachers print out a booklet (pages 24-39) for everyone attending. You can either print it in a booklet form or just double-sided A4. In the summary of the sessions below, you can see what you could write in the blank boxes in the students' booklet. As you go on with the study with pre- or early-teens, be flexible and listen to their questions and thoughts. If your study leads you to write different notes from my example notes, that is totally fine! That is how the Bible works. It speaks differently to all of us!

THE BIBLE STORY

What is the red thread throughout the Bible?



On the following pages, you will find suggestions on how to use this material. Early teenagers need very concrete ways of dealing with different matters, so here are some tips for games and illustrative activities. You can, of course, adapt the material to your own needs and come up with alternative activities.

Try to create space for discussion and questions, but if there are none, don't pressure them. Pre- and early-teens are learning how to talk about big issues, and it's not always easy or successful in the same way or speed that an adult would use. Extended thinking time is important at this age.

On the next pages, you will find the teacher's material for each session. I hope it will give you ideas for Bible study moments! When I have used this material, I have spent 45-75 minutes on each session.

The Bible's most important content is God's never-ending love. I hope that this theme shines through every time the Bible is studied. Blessings on your important journey!

Ida Nab

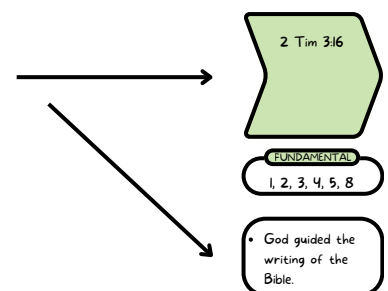
A big thanks to my Nordic colleagues Maysie Keye, Linda Schwartz, and Rebecca Hofseth! They have given their input to this project on many levels, and this Bible study material would not be the same without them!

Ida is a pastor in the Seventh-day Adventist Church in Finland. She also has a degree in teaching. She gets excited about God's love and seeks ways to communicate it to people of all ages.

- **Introduce** yourself.
 - Participants can ask the teacher questions to get to know them.
- **Warm-up:** "Bring me..."
 - The teacher says one thing at a time, and participants race to find an object suitable for the description. The first person to bring the object to the teacher gets a point.
 - For example, you can ask for: paper, a pen, a piece of toilet paper, something orange, something edible, something alive, a Bible...
- **Getting to know each other:**
 - Animal sounds.
 - Everyone takes turns imitating the sound of an animal, and the others have to guess which animal it could be. Once they have guessed it, the person says their name and one thing about themselves.
 - This or that?
 - Which will you choose: a cat or a dog? Cycling or kickboarding? Chocolate or crisps? The ability to turn invisible or the ability to walk through walls? etc.
 - Teacher says: those who pick answer A, go to my right, those who pick B, go to my left. Participants move around the room as they want to answer the questions.
- **Opening prayer**
 - At this point, pray for yourself or have another adult pray. You can ask the participants to pray out loud later, when they are more used to the group.
- **Introduction**
 - Explain what will be done in the baptismal classes and how often you plan to meet.
 - Give participants the booklets you printed out in advance.
 - In the booklet, write the topics to be covered in seven different sessions under the heading of each page:



- You can have a short discussion about what everyone thinks of the headings and what they think the topics will be.
- **The topic of the day:** The back story
 - Let's talk about whether you can believe in the Bible. Is it relevant for modern people? Who wrote it?
- Read **2 Tim 3:16** (write the reference in your booklet).
 - Write in the booklet, "God guided the writing of the Bible."
- Draw a timeline. Mark there the current time, history, and future.
 - Then ask: What do you think was before everything began?



- Study the Bible by reading the three texts below.
 - Ask lots of questions and provide opportunities for discussion.
- **John 17:24** (write reference in your booklet)
 - Show an empty jar. Ask: Is there anything in there? Well, there's air... This tries to demonstrate the fact that God existed before there was anything else.
 - Write in the booklet, "Before creation, there was God and love."
- **Ephesians 1:4** (write reference in your booklet)
 - At sports, teams are sometimes picked by calling people by name, one by one. It is always hard for those who don't get picked. When choosing a team from a group of people, God would always say, 'Everyone! I want everyone!'
 - Use balloons as an example of people. Some are big, some are small, some are dirty (smudge the balloon), some are broken (pop the balloon).
 - Which type of balloon is suitable for God? **ALL**
 - Write in the booklet: "God chose people."
- Before reading the verse in Revelation, ask: Who was the first evil person in the world? Have a short discussion about that.
- **Revelation 12:7-9** (write reference in your booklet)
 - Who fought the war and why? Explain the war with pasta: Have a bowl of uncooked macaroni. Throw $\frac{1}{3}$ of it on the floor or into another bowl. Explain that this shows that out of all the angels in heaven, $\frac{1}{3}$ decided to believe the devil and followed him out of Heaven.
 - Write in the notebook, "A war broke out in heaven between Jesus and Lucifer."
- **Discussion questions**
 - What evidence do you have of evil and good?
 - What scares or worries you? Where do you find security or comfort?
 - There is a reality of good and evil coexisting in the world.
 - Is God evil?
 - Demonstrate God's goodness with a torch. Cover the light with a cloth. The light cannot be hidden; some light shines through the cloth. In the same way, the goodness of God cannot be hidden, even though there are bad things in the world. God is still good.

- **Questions. Wishes for next time. Thoughts.**

- Allow the participants to give their feedback and articulate their wishes.
- If you have extra time: Have objects on the table that the participants have 1 minute to observe and memorise. See how many they can list when you cover the items after a given time.
- **Closing prayer.**
 - Hand out small papers and pens. Tell the participants to write their prayers on the papers. Tell them that you are not going to read them out loud. They are just for God to see.
 - Collect thank-you notes and prayer requests in a box. Pray for them.
- **Deeper Dive**
 - These are some extra Bible texts and questions about this topic. They are here to provide some additional content if the group you are studying with wants to go deeper. Feel free not to use these or use just some of them.
 - They are also in the student booklet. You can tell the participants to look at them as voluntary homework, if they want.
 - Romans 1:20
 - Isaiah 40:26
 - Nehemiah 9:6
 - Proverbs 3:19-20
 - Hebrews 4:12
 - What does it mean that everything was created for God?
 - If God knows every star, what does that say about how well He knows you? How does that make you feel?
 - Do you think creation was random or carefully planned? Why or why not?

Materials needed: Bibles, booklets, paper, pens, empty jar, macaroni, balloons, torch, cloth, prayer box

- **Catch up.**
 - How are you? What has happened to you since we last saw each other?
- **Warm-up**
 - Pantomime: Everyone who wants to can take turns acting out something from the agreed category (profession, animal, food, vehicle...). The others guess what is being acted out.
- **Opening prayer**
- **Recap**
 - Let's remind ourselves of what we talked about last time. Ask if they remember.
 - Last time we talked about what happened before creation. Ask participants to guess what they think today's topic will be.
- **Introduction: Adjective story**
 - Print the story below for yourself.
 - Ask participants for adjectives and write them on the blank lines of the story. When each line has an adjective, read the story aloud.
 - This is supposed to be a fun way of introducing the creation story to the participants.
 - Write the reference in the booklet: Genesis 1-2
- **Warm-up questions**
 - Can people create?
 - What have you created?
- **Drawing game**
 - Each participant gets an A4 sheet of paper. It is folded lengthwise into three sections. Everyone draws a head on the first part. Then the outline of the neck is drawn a little over the fold so that the next person can draw the middle body without knowing what kind of head the previous person has drawn. The paper is then given to a third person who draws the legs, again without knowing what the previous people have drawn.
 - Finally, we open the drawings and laugh at our creations!
 - See, we are also able to create something!
- **Bible Study**
 - Help the participants find the texts from their Bibles. I recommend using a physical Bible, so they can get familiar with how the book works.
 - **Isaiah 45:12, 18** (write the reference in your booklet)
 - Discuss what this text says.
 - Write in the booklet: "God is the only God."

- **Colossians 1:16** (write the reference in your booklet)
 - Discuss the text.
 - Write in the booklet: "God created all things."
- **Psalms 33:6, 9** (write the reference in your booklet)
 - Discuss the text.
 - Write in the booklet: "The creation story is found at the beginning of the Bible, but there are other places in the Bible where creation is mentioned."
- **Exodus 20:8-11** (write the reference in your booklet)
 - How are the Ten Commandments and creation related?
 - Write in the booklet: "The Sabbath reminds us that God created us so He could love us. He always wants the best for us."
- If there is time: **Genesis 1-2**
 - Let's study the Bible to see what was created on each day.
- **Discussion questions**
 - What proves that God is the creator and that what is written is not just a fairy tale?
 - What is God like?
 - Brainstorm a long list of words that describe God. You can write them down.
- **Questions. Wishes. Thoughts.**
- If you have extra time:
 - Everyone takes turns naming a fruit. If someone says a fruit that has already been said, they are out of the game. Play until there is only one player left.
- **Closing prayer**
 - Mention these four prayer topics: praise, apology, requests, and thanks.
 - The teacher says a prayer topic, and then they are silent for a couple of minutes to pray about that topic to God in their minds. The teacher then says the next topic.
- **Deeper Dive** (use if more material needed)
 - Romans 1:20
 - Isaiah 40:26
 - Nehemiah 9:6
 - Proverbs 3:19-20
 - Hebrews 4:12
 - What does it mean that everything was created for God?
 - If God knows every star, what does that say about how well He knows you? How does that make you feel?
 - Do you think creation was random or carefully planned? Why or why not?

Materials needed: Bibles, booklets, paper, pens, adjective story from the next page.

Adjective story

In the beginning God created the _____ heavens and the _____ earth. The earth was desolate and empty, _____ darkness covered the _____ depths, and the Spirit of God moved _____ over the waters. God said, "Let there be _____ light!" And the _____ light came. God saw that the light was good. God separated the light from _____ darkness, and he called the light day, and the darkness night. There was evening and then morning, and this was the first _____ day. God said, "Let there be a _____ vault between the waters, to separate the _____ waters from each other." God made the vault, and separated the water under the vault from the water above it. And it was so. God called the _____ vault 'sky'. There was evening and then morning, and this was the _____ second day. God said, "Let the water under the _____ sky to be gathered to one place, and let _____ dry ground appear." And so it happened. God called the dry ground 'land' and the gathered waters he called 'seas'. And God saw that it was _____ good. God said, "Let the earth grow _____ vegetation and plants that bring forth seed, and _____ fruit trees, which bear in their fruit each according to it's species." And it was so. The land produced _____ vegetation, seed-producing plants and fruit trees, each of which bore fruit of its own species. God saw that it was _____ good. The evening came and the morning came, and this was the _____ third day. God said, "Let there be _____ lights in the sky to separate the day from the night, and let them be _____ signs to show sacred times, days and years. Let the lights shine _____ from the sky to give light on the earth." And so it happened. God made two great lights, the greater to rule the _____ day and a smaller one to rule the night, He also made the _____ stars.

- **Catch up**

- How are you? What colour would best describe your week? Why?

- **Warm-up: Guess Who**

- One person leaves the room. Meanwhile, the others decide on a character. It can be a character from the Bible, a famous person, or a fairy tale character, etc. The player is called back into the room. Their task is to figure out who the person is. They ask questions that can only be answered with yes or no. They continue asking questions until they have guessed the correct character.
 - Ideas for characters: Donald Duck, Banana, Cat, Boots, the Bible, Eve, Daniel...

- **Opening prayer**

- **Recap and introduction**

- Do you have your notes from the last time? What was discussed?
- Have any questions arisen about the topics from the previous times?
- What proves that God is the creator, and not just a fairy tale?
- Today, we will talk about how evil came into the world.
 - What signs prove that there is evil in the world?
 - What proves that there is goodness in the world?

- **Bible Study**

- **Ezekiel. 28:12-16** (write the reference in your booklet)
 - Let's reflect on what this text means.
 - Put water in a glass or similar. Add food colouring to the water and tell everyone to pay attention to what happens to the colour. Watch how the colour spreads and cannot be stopped. Sin also spreads very easily, and we humans don't know how to stop it. (Fortunately, God has ways.)
 - Write in your booklet: "Sin began with the devil."
- **Genesis 3:1-15** (write the reference in your booklet)
 - Tell the participants about this text in your own words, emphasising that God immediately had a plan. God did not even consider leaving people to suffer alone.
 - Write in your booklet: "Sin began to spread when people decided to do wrong. Fortunately, God immediately had a plan."
- **1 Peter 5:8** (write the reference in your booklet)
 - Let's reflect on the text.
 - Also read **5:7**, which is the solution.
 - Write in your booklet: "The devil continues to spread evil."

- **Romans 8:19-21** (write the reference in your booklet)
 - Let's think about how the Earth suffers from sin.
 - Fortunately, God plans to fix this. We will learn more about that during the next few sessions.
 - Write in your booklet: "The whole Earth suffers from sin."
- **Questions. Wishes. Thoughts.**
- **End game**
 - How many things can you think of to be grateful for in two minutes?
 - Start a timer. During that time, everyone thinks of as many things to be grateful for as they can. At the end, everyone tells how many they came up with.
 - You can say something about the meaning of gratitude.
- **Closing prayer:** praise, apology, requests, thanks
 - The teacher says the topic, and everyone can say short prayers related to that topic out loud.
 - If it's quiet, there's no need to be embarrassed about it; it's an opportunity to pray silently in your mind.
- **Deeper Dive** (use if more material needed)
 - Isaiah 14:12-14
 - Job 1:6-12
 - Romans 1:18-32
 - Romans 3:23
 - Romans 8:38-39
 - Why do you think Lucifer wanted to be above God?
 - Why do bad things happen to good people?
 - Do you ever feel far from God? What helps you in these situations?

Materials needed: Bibles, booklets, pens, a glass, water, and food colouring

• Catch up

- How are you? What gesture would you use to describe your day? What fun thing did you do last week?

• Warm-up

- Name ball
 - Stand in a circle and have a tennis ball to throw to another person in the circle. You need to say their name before you throw it.

• Opening prayer**• Recap**

- So far, we have discussed pre-creation, creation, and sin.
 - What do you remember from these?
- Has your understanding of God changed during our time together?

• Bible Study

- Today, we will focus on how the Bible shows that God's plan is being fulfilled.
- **Genesis 3:15** (write the reference in your booklet)
 - God promised in Genesis 3:15 that a descendant of Adam and Eve would come who would crush the head of the serpent. That was a promise about Jesus.
 - Illustrating with a string.
 - Spread the string out. Two different participants can hold different ends of the string. Explain that one end represents God and the other represents man. The string in between represents the relationship between God and man. When sin entered the world, the relationship was broken (cut the string). If both people at the ends of the string don't move, it is impossible to tie the strings back together. Humans did not know how to fix this, but God sent Jesus and made it possible for Jesus to tie the broken string back together. Have a third person coming to hold the strings. This is what Jesus does. He helps us to reconnect with God.
 - Write in your booklet: "God's plan was to send Jesus."
- To help people remember that promise, God has reminded them of it every now and then. Let's read three texts related to it.
 - **Genesis 9:8-17** (write in your booklet)
 - **Genesis 17:1-2** (write in your booklet)
 - **Exodus 31:12-13** (write in your booklet)
- Let's think together about what a "covenant" is. (agreement/promise)
- Write in your notebook: "God reminded people of His plan by making covenants with them. He makes a covenant with everyone who is willing."

- The last text we read mentioned Sabbath, too.
 - Write in your notebook: “The Sabbath reminds us of God's plan.”
- After Jesus came to the Earth, everyone who wants to can make a new covenant with God.
- **Acts 2:38-39** (write the reference in your booklet)
 - Let's talk about baptism. You can explain what baptism is. Let the participants ask questions if they have any.
- **Luke 22:19-20** (write the reference in your booklet)
 - Let's talk about communion. You can explain what communion is. Let the participants ask questions if they have any.
 - Write in your booklet: “Baptism is a sign of choice, and communion reminds us of what Jesus did.”
- **Questions. Wishes. Thoughts.**
- **End game**
 - Let the participants choose a game they want to play.
- **Closing prayer:** Prayer box (same as 1st week)
 - Collect thank-you notes and prayer requests in a box. Pray for them.
- **Deeper Dive** (use if more material needed)
 - Matthew 28:19-20
 - Romans 6:1-8
 - Acts 2:38
 - John 13:14-15
 - Exodus 20:8-11
 - Would/did your life change after you get/got baptised? Why, how, why not?
 - Do you need to be ‘good enough’ to accept what Jesus did for you?
 - What do you like to do on the Sabbath, and what would your ‘perfect’ Sabbath include?

Materials needed: Bibles, booklets, pens, string and scissors, a box, and small pieces of paper for prayer notes.

• Catch up

- How are you?
- Tell me how you are, using exactly six words.
- For example: "I have lots to do today."
- Finally, you can let those who want to tell you a little more.

• Warm-up: Two truths and a lie.

- Everyone thinks of two things about themselves that are true and one that is made up. They say all three things out loud, and the others have to guess which one is not true.
- Example
 - I have never eaten mushrooms.
 - I have 50 cousins.
 - I started violin classes when I was 3 years old.

• Opening prayer**• Recap**

- Last time we talked about the plan. Who had a plan, and what was it like?
- Have you been thinking about something that we have discussed during our time together?
- Do you have comments or questions?

• Bible Study

- **John 3:16-17** (write the reference in your booklet)
 - Draw a picture where there is a big gap between man and God. Jesus came to bridge it. Jesus came to connect what sin had separated.
 - Write in your booklet: "God wants everyone to be saved."
- **1 Corinthians 15:3-4,20-22** (write the reference in your booklet)
 - Sunglasses
 - Show the sunglasses and tell them that God looks at us through Jesus-glasses. So, when he looks at us, he sees wonderful people whose mistakes Jesus has washed away.
 - Write in your booklet: "Because of Jesus, we can live."
- **Colossians 2:15** (write the reference in your booklet)
 - The whole universe is watching. Show a snow globe (or miniature house, or similar) and tell them that other creatures are watching as God's love is shown on our planet.
 - Write in the booklet: "Jesus conquered all evil."

- **1 John 4:10** (write the reference in your booklet)
 - Coloured water to clear.
 - Remember when we talked about sin coming to pollute the water?
 - Jesus gives us so much love that He overcomes sin.
 - Pour clean water over the coloured water until the coloured water has overflowed and only clean water is left.
 - You might want to do this in a bigger bowl to avoid getting the room wet.
 - Write in your booklet: “Jesus solved our sin problem.”

- **Questions. Wishes. Thoughts.**

- **End game** (you can choose one or play both)

- Human Knot. Everyone comes into a small circle and closes their eyes. Everyone places their hands forward and into someone else's hands. Open your eyes and try to figure out how to get from this knot to an open circle without letting go of the hands.
- Continued story. One person starts the story by saying a sentence, and the other continues with the next sentence. This continues until the story is finished or the teacher gives instructions to end the story.

- **Closing Prayer**

- Prayer Positions. Let's try different positions for praying.
- What positions would help you focus on prayer?
- Finally, everyone takes a position of their choice, and you pray a popcorn prayer from those positions.
 - A popcorn prayer is a prayer where anyone is free to pray short one to two-sentence prayers at any time. The prayer is ended when it seems that no more prayers are popping up.
 - Tell that if there is a quiet moment, it is a great opportunity for a silent prayer. No need to feel awkward about quietness.

- **Deeper Dive** (use if more material needed)

- Mark 9:23-24
- Romans 3:21-26
- Ephesians 2:4-10
- John 20:21
- Galatians 5:22-25
- What helps you to believe in Jesus when you face hard times?
- How does knowing that Jesus already paid the price for your salvation change the way you see yourself, your mistakes, and your future plans?
- What is one practical way the Holy Spirit could help you show love, peace, or self-control in your school, friendships, or online life this week?

Materials needed: Bibles, booklets, pens, paper, sunglasses, a snow globe or similar, a small glass of water, coloured water, lots of clean water, and a bigger bowl might be a good idea to avoid a mess.

• Catch up

- How are you?
- What was the best food you've eaten in the last week?

• Warm-up: Puzzle.

- Assemble a small puzzle of 12-40 pieces as a group. It should be small enough to do as an opening game. You can also make the puzzle yourself by cutting the picture into parts.

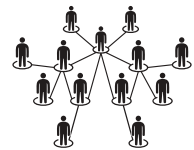
• Opening prayer**• Recap**

- What do you remember from the things we've covered so far?
 - Before creation, God had already planned for humans because He wanted to love them.
 - God created the whole world truly good.
 - The serpent caused humans to choose against God, and that resulted in the problem of sin.
 - Fortunately, God immediately had a plan to fix the problem of sin. Through the plan, he wants to repair the relationship with every person.
 - Jesus died so that people could reconnect with God again. The consequence of sin is death, but Jesus took that away so that we wouldn't have to experience eternal death.
- What does this mean for us? That's what we're going to talk about today.

• Bible Study

- **1 Corinthians 12:11-14** (write the reference in your booklet)
 - Let's look at a manual clock. It has many parts. Each one has its place. If you take one piece away, it will no longer work properly. The same with us humans, we are different, but each one of us has their own important place in the world.
 - Write in your booklet: "Believers are parts of the same body. Everyone is of equal value."
- **Ephesians 4:7** (write the references in your booklet)
 - God gives everyone gifts.
 - Where are you good at?
- **Ephesians 4:11-12**
 - People have different abilities/talents, so that the community of believers can function well.
- **Ephesians 4:15-16**
 - When everyone does their part, we are built in love. Like a puzzle, everyone has their place and it is most beautiful when all the pieces are included.

- **Exodus 20:1–17** The Ten Commandments
 - The Ten Commandments in a nutshell.
 1. I am the Lord your God – you shall have no other gods. (2–3)
 2. Don't make for yourself a carved image or any other form of god. (4–6)
 3. Do not misuse the name of the Lord your God. (7)
 4. Remember to keep the Sabbath day holy and rest. (8–11)
 5. Honour your father and mother. (12)
 6. Don't kill. (13)
 7. Do not commit adultery. (14)
 8. Don't steal. (15)
 9. Do not lie or say false things about other people. (16)
 10. Don't be jealous about what other people have - possessions, experiences, etc. (17)
 - Now that we have mentioned possession, tell them about what a tithe is. Allow questions.
- Let's think about what the ten commandments mean and why they were given.
 - Write in your booklet: "God has given advice for living a good life."
- **Matthew 28:19–20** (write the reference in your booklet)
 - Believers are called to be good to others and to tell others about Jesus.
 - Draw a picture of what happens if one person tells two people, and they tell two people, etc.
 - Write in your booklet: "The word about Jesus spreads when people tell others about Him."
- **Revelation 12:17** (write the reference in your booklet)
 - But it is not always easy to live as a believer because the devil attacks us. Those who stay with Jesus until the end are also called the remnant in the Bible.
 - Write in your booklet: "The life of a believer is not always easy."



• Questions. Wishes. Thoughts.

- **Endgame:** What has changed?
 - Place objects on the table. When everyone is looking away, remove one object or change its position. Who will be the first to guess what has changed?

- **Closing Prayer** – everyone takes turns to pray.
- **Deeper Dive** (use if more material needed)
 - John 13:34-35
 - Micah 6:8
 - Colossians 3:12-14
 - Malachi 3:10
 - 1 Corinthians 10:31
 - Can you tell if someone is a follower of Jesus? If so, how?
 - In what ways can you give back to God right now, and how might that grow your trust in Him?
 - How does being a follower of Jesus guide the choices you make about friends, entertainment, and personal goals?

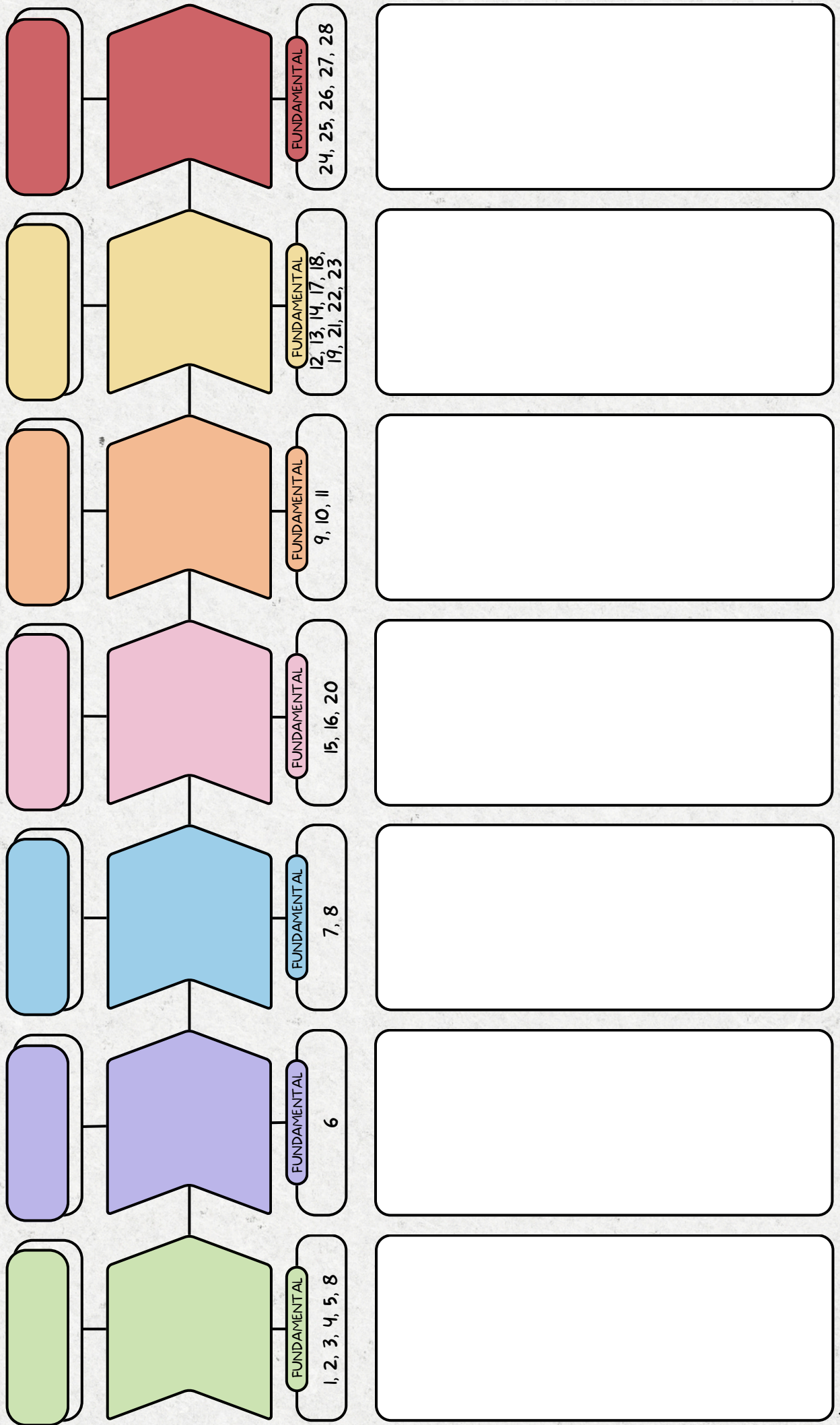
Materials needed: Bibles, booklets, pens, puzzle, clock

- **Catch up:**
 - What have you been up to lately?
 - Have you noticed God's goodness in any way?
- **Warm-up:** Tower of gratitude
 - Build a tower out of blocks. Whenever a block is added, the person adding it says one thing they are grateful for. Have the **opening prayer** now.
- **Illustration:** A falling tower
 - A tower can fall. (Illustrate with the building blocks.) Then it can be rebuilt.
 - This is also the topic of today's study.
 - God will fix mistakes and make a better world to replace the broken one.
- **Bible Study**
 - Christ's Ministry in the Heavenly Sanctuary
 - **Hebrews 9:11-28** (read verses 11-12, 15, 24, 27-28) (write the reference in your booklet)
 - Who are the people in the trials? The accuser, the accused, the witnesses, and the judge. What are the roles in the heavenly trial?
 - We are not accused, but God. Now it will be proven to everyone that God is truly love.
 - Jesus acts as our advocate in the heavenly trial.
 - Write in your booklet: "Jesus defends us in the heavenly trial."
 - The Second Coming, Death and Resurrection of Christ
 - **1 Thessalonians 4:13-18** (write the reference in your booklet)
 - When Jesus comes back, He will raise the dead in faith and take them to heaven.
 - When a person dies, their body decays, and God stores the knowledge of who that person is (maybe a bit like a memory stick). Then God creates a new body and gives it life again, and the person becomes new.
 - Write in your booklet: "Jesus will come and raise the dead in faith and take them to heaven."
 - The Millennium, the End of Sin, and the New Earth
 - The Millennium is the time when believers will be in heaven before unbelievers are resurrected to hear their judgment.
 - Write in your notebook: "Believers will be in heaven for a thousand years before unbelievers are resurrected."
 - **Revelation 21:1-5** (write the reference in your booklet)
 - Write in your booklet: "When evil is finally destroyed, life will begin on a recreated earth."
 - **Revelation 22:3**
 - Write in your booklet: "Then all will be well."

- Let's talk about heaven.
 - Do you think there is such a place? Why?
 - What do you think it's like there?
- Is it going to be as we just talked? No, it's much better!
- **Celebration**
 - Since this is the last session, you might want to celebrate this journey with a treat or something nice.
- **Appeal**
 - Ask if any of the participants are considering getting baptised. Answer questions and help them think or plan when it could happen.
- **Questions. Wishes. Thoughts.**
- **End game**
 - The participants can choose what game they want to play.
- **Closing prayer**
 - Everyone can pray. Finally, pray for each participant and bless them.
- **Deeper Dive** (use if more material needed)
 - Matthew 24:4-7
 - Ezekiel 36:24-28
 - Revelation 20:5-15
 - Isaiah 66:22
 - 2 Peter 3
 - How many signs/events of Jesus' return can you list? How do you know not to be tricked?
 - Explain the thoughts and feelings you have about the end times and the 'final fix'.
 - What are some things you look forward to about heaven?


Materials needed: Bibles, booklets, pens, JENGA or other building block, a treat to celebrate the end of the studies.


THE BIBLE STORY



THE BIBLE STORY

What is the red thread throughout the Bible?





THE BIBLE STORY

What is the red thread throughout the Bible?

A timeline for exploring the Biblical story and discovering that God's love is a recurring theme everywhere.



Title

Bible texts:

FUNDAMENTALS

1, 2, 3, 4, 5, 8

Notes & drawings:

Extra materials:

DEEPER DIVE

Romans 8:38-39

Jeremiah 1:5

Psalms 119:105

John 1:1-5

KEY WORDS

Unbreakable

Known

Your word

God's love

Chosen

LET IT SINK IN...

+ Have you ever felt chosen, like in Ephesians 1:4, or have you ever felt left out? Describe how that felt.

+ What does it mean that God knew you before you were born? What does that mean to you?

+ Why do you think people still read the Bible today?

Title

Bible texts:

FUNDAMENTALS

6

Notes & drawings:

Extra materials:

DEEPER DIVE

Romans 1:20
Isaiah 40:26
Nehemiah 9:6
Proverbs 3:19-20
Hebrews 4:12

KEY WORDS

Revealing of God
Stars
Life
Wisdom
More than old words

LET IT SINK IN...

- + What does it mean that everything was created for God?
- + If God knows every star, what does that say about how well He knows you? How does that make you feel?
- + Do you think creation was random or carefully planned? Why or why not?

Title

Bible texts:

FUNDAMENTALS

7, 8

Notes & drawings:

Extra materials:

DEEPER DIVE

Isaiah 14:12-14
Job 1:6-12
Romans 1:18-32
Romans 3:23
Romans 8:38-39

KEY WORDS

Pride
Test
Rebellion
Sin
Love

LET IT SINK IN...

- + Why do you think Lucifer wanted to be above God?
- + Why do bad things happen to good people?
- + Do you ever feel far from God? What helps you in these situations?

Title

Bible texts:

FUNDAMENTALS

15, 16, 20

Notes & drawings:

Extra materials:

DEEPER DIVE

Matthew 28:19-20
Romans 6:1-8
Acts 2:38
John 13:14-15
Exodus 20:8-11

KEY WORDS

Commission
New life
Repentance
Service
Rest

LET IT SINK IN...

+ Would/did your life change after you get/got baptised? Why, how, why not?

+ Do you need to be 'good enough' to accept what Jesus did for you?

+ What do you like to do on the Sabbath, and what would your 'perfect' Sabbath include?

Title

Bible texts:

FUNDAMENTALS

9, 10, 11

Notes & drawings:

Extra materials:

DEEPER DIVE

Mark 9:23-24
Romans 3:21-26
Ephesians 2:4-10
John 20:21
Galatians 5:22-25

KEY WORDS

Faith
Grace
Saved
Mission
Fruit

LET IT SINK IN...

- + What helps you to believe in Jesus when you face hard times?
- + How does knowing that Jesus already paid the price for your salvation change the way you see yourself, your mistakes, and your future plans?
- + What is one practical way the Holy Spirit could help you show love, peace or self-control in your school, friendships, or online life this week?

Title

Bible texts:

FUNDAMENTALS

12, 13, 14, 17, 18, 19, 21, 22, 23

Notes & drawings:

Extra materials:

DEEPER DIVE

John 13:34-35
Micah 6:8
Colossians 3:12-14
Malachi 3:10
1 Corinthians 10:31

KEY WORDS

Love
Justice
Character
Trust
Glory

LET IT SINK IN...

- + Can you tell if someone is a follower of Jesus? If so, how?
- + In what ways can you give back to God right now, and how might that grow your trust in Him?
- + How does being a follower of Jesus guide your choices about friends, entertainment, and personal goals?

Title

Bible texts:

FUNDAMENTALS

24, 25, 26, 27, 28

Notes & drawings:

Extra materials:

DEEPER DIVE

Matthew 24:4-7
Ezekiel 36:24-28
Revelation 20:5-15
Isaiah 66:22
2 Peter 3

KEY WORDS

Deception
New!
The End
Permanent
Patience

LET IT SINK IN...

- + How many signs/events of Jesus' return can you list? How do you know how not be tricked?
- + Explain the thoughts and feelings you have about the end times and the 'final fix'.
- + What are some things you look forward to most about heaven?

REFLECTION QUESTIONS

Here are some questions you can use to encourage more conversation and dive deeper in your discussions.

- + How does this relate to my life?
- + What stuck with you today?
- + What do you want to remember?
- + Is there anything you are going to change in life based on what you have learned?
- + What do you want to ask God for this week?
- + Write one thing you've learned.
- + Do you still have questions?
- + Write one thing you want to pray about.
- + How will you share with someone what you have learnt?
- + What part of what we talked about today is different from what you have previously known/thought?
- + Is there anything that you feel God is calling you to?